



Canister Pendant Medium

Integrated LED Lighting Fixture

Product Description

A contemporary cylindrical design ceiling pendant light in black or white satin finish with a diagonal cut aperture. The fixture is suspended on a colour matching cable which can be shortened in accordance to the ceiling height. The combination M2 high power light engine, the stylish body and the reliable driver makes this recessed lighting fixture an ideal choice to meet all functional and aesthetic requirements of residential and commercial applications.

Order Information

Example: CM-8-9-25T-VN-E-D-B-B

Model CM	Cylinder Length	Power	Color Quality	
Cylinder Pendant LED Lighting Fixture	8 - 8 inches * 12 - 12 inches 20 - 20 inches 24 - 24 inches	9 - 9W 12 - 12W	25T - 2500K, CRI>95 27T - 2700K, CRI>95 30T - 3000K, CRI>95 35T - 3500K, CRI>95 30C - 3000K, CRI>90 40C - 4000K, CRI>90 DW - Dim to Warm 2200K-3000K	
Beam Angle	Dimming	Cut	Body Color	Baffle Color
NS - Narrow Spot SP - Spot FD - Flood WF - Wide Flood	E - ELV/Triac V - 0-10V	D - Diagonal Cut F - Flat Cut	B - Black W - White	B - Black G - Gold W - White

* 8" is available for Flat cut only.

Project Name :

Location :

Quantity :

Date :

Note :



Features

LED Light Source:

Available in a wide range of colour temperatures with high color fidelity and gamut to bring out vivid colors.

Optics: TIR lens collimate light into precisely controlled beam shapes ranging from 9° narrow spot to 60° wide flood.

Driver:

Flicker free TRIAC or 0-10V silicon filled driver for maximum lifespan.

Heat Sink:

Cold forged engine grade pin fin aluminum heat sink provides optimal heat Management in a small package.

Specification

CCT: 2500K/2700K/3000K/3500K/4000K

CRI: >90 / >95

Cable Length: 72 inches

Dimming: ELV/Triac/0-10V Dimming

Total lumen output max: 1300 lm @12W

Delivered lumen max: 790 lm @ 12W

Power consumption: 9W / 12W

Power factor: >0.9

Power Driver Type: Constant Current

Input voltage: 120V, 60Hz

Approved locations: IP20, Dry

Lumen maintenance: 70% @ 60,000 Hrs

THD <20%

Certification: cETLus

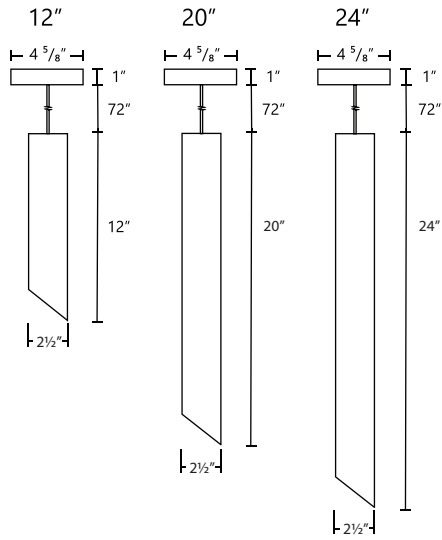
Warranty: 5 years limited warranty



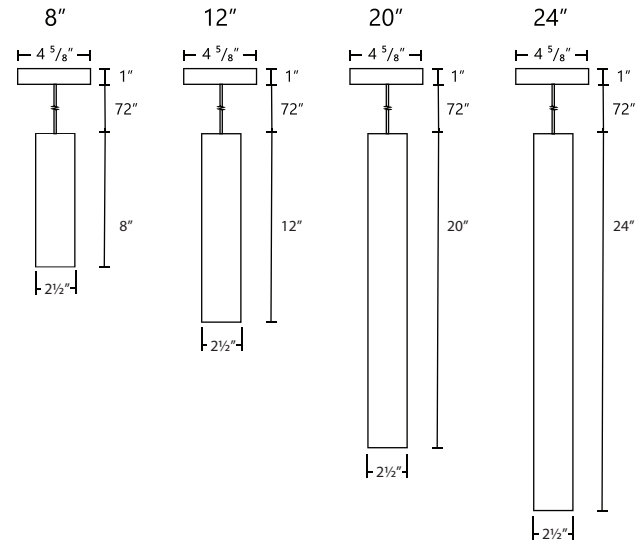
Consult website for detail:
www.vyvydlighting.ca/warranty

Canister Pendant Medium Integrated LED Lighting Fixture

Dimensions Diagonal Cut

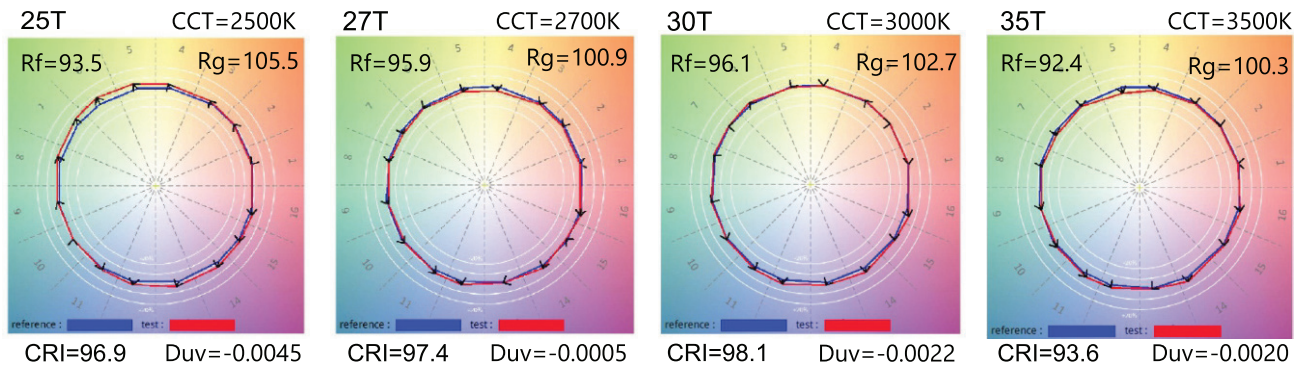


Dimensions Flat Cut

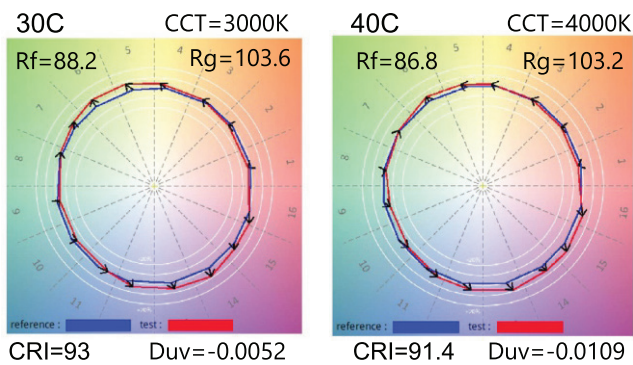


Colorimetric Data (TM30-15)

Realist Series: Full gamut light source that mimics the colour rendering property of halogen lamps.



Impressionist Series: Colour enhancing light source that renders over-saturated colours



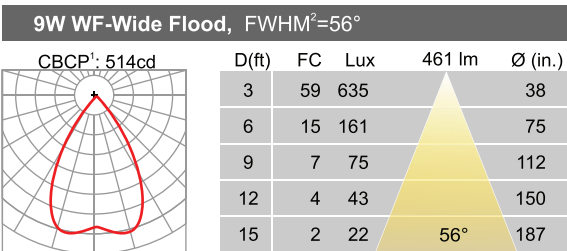
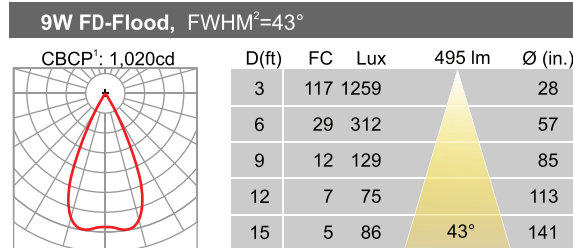
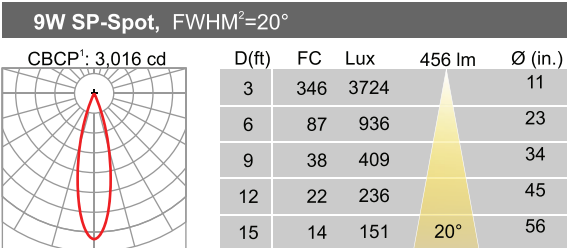
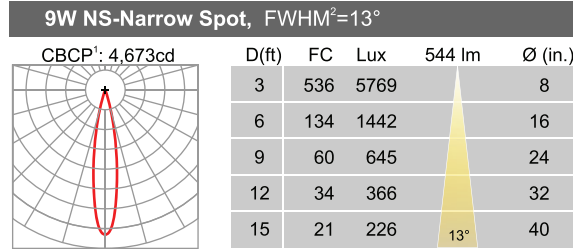
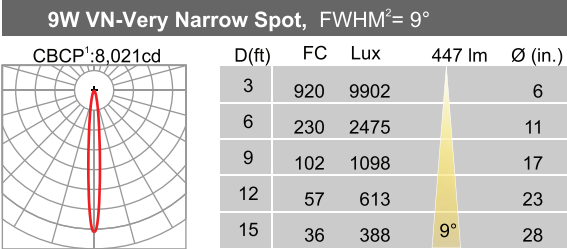
Canister Pendant Medium Integrated LED Lighting Fixture

Photometric Data

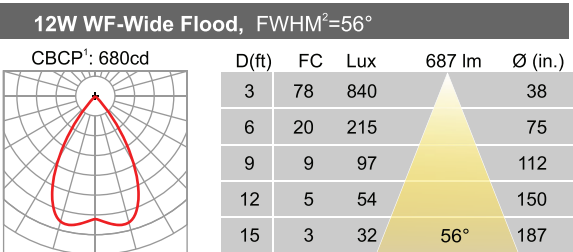
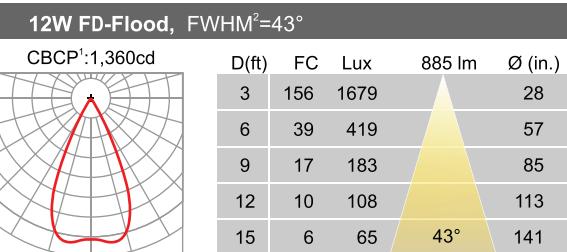
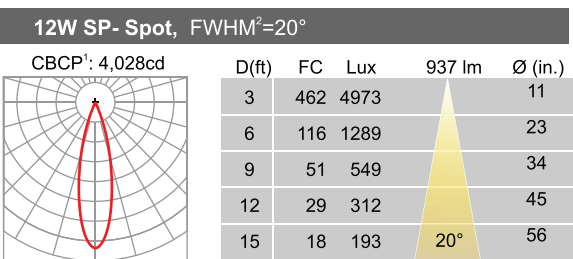
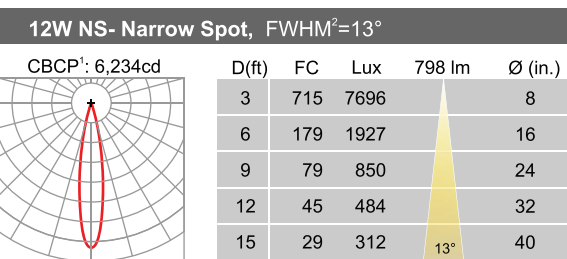
Data shown is measured for 30C light source. Multiply CBCP, FC and Lux by the following adjustment factors for other light sources

Light Source	25C	27T	30T	35T	30C	40C
Adjustment factors	0.88	0.92	0.98	1.02	1.00	1.05

9W



12W



¹ CBCP: Centre Beam Candlepower

² FWHM: Full Width Half Maximum Angle